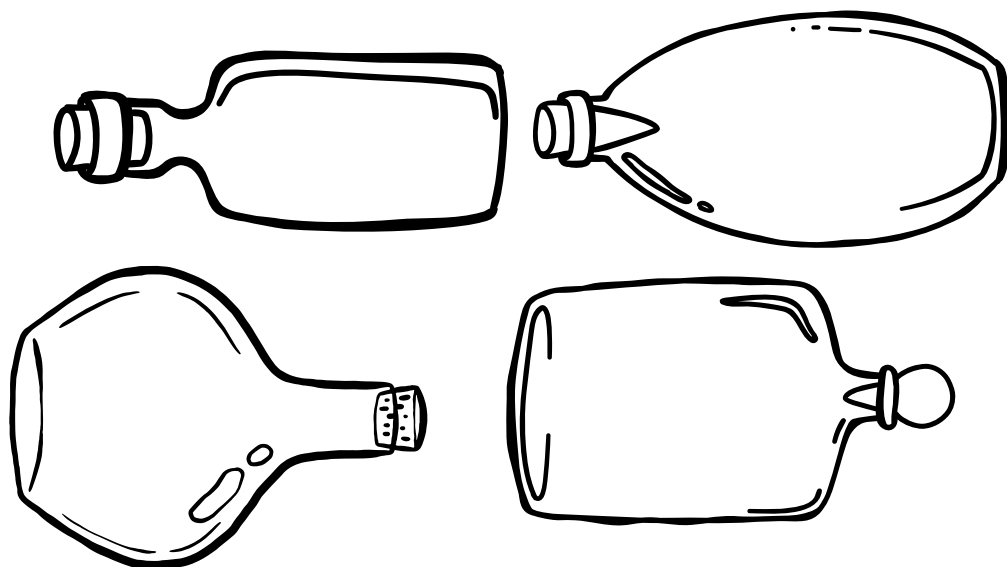


Ship in a Bottle


Create your own ship in a bottle that will dazzle in the sunshine!

Draw a bottle outline

1. Draw a bottle outline using a black Sharpie on a piece of acetate. What shape will you choose?




Artist tip:
Have a practice on a piece of paper first and then trace over the lines on the acetate.



Add a ship to inside your bottle


2. Use the Sharpies to draw a ship within your bottle outline. How many sails will your ship have?

Artist tip:
Draw the sails at an angle to make it look like your boat is sailing in the sea.



3. Add colour and details to your ship in a bottle

Use the Sharpies to add any details you'd like to your bottle such as waves and clouds and then colour it in.



BIG DRAW
little people

300 STEPS TO THE RIVER **SUN HOUSE PIER**